



## **API Integration Overview**

# BOOKING PROTECT

## INTRODUCTION



---

Using our API, developers can build new integrations with, and products upon our core services.

1. To start using our services, you'll first need an account with Booking Protect. If you do not have an account, please contact [info@bookingprotect.com](mailto:info@bookingprotect.com).
  2. You can then start using one of our API libraries or integrate directly with our REST API.
- 




## REQUEST LIFECYCLE

Our lifecycle is a simple two step operation:

-  **Request Offering**  
This is the initiation of our lifecycle. The request contains the products for which you would like to offer insurance. This operation will return an offering from our services with all the necessary information required for your customer.
  -  **Submit Offering Result**  
This operation records the result of the offering (i.e. was a sale made?).
- 

## ANATOMY

There are three simple resources used during our lifecycle:

-  **Product**  
This is the item you are selling and which you would like to offer insurance.
-  **Product Offering**  
This is the offering to your customer. It contains the premium for the product you requested along with any additional information required for the customer or your sales process. Eg: links to terms and conditions/sales messages etc.
-  **Product Sale**  
This is simply the result of the offering (i.e. was a sale made?).

There is one additional resource to be aware of

-  **Vendor**  
This is your account with us. This is used to identify and secure your transactions with our services.

# USING THE REST API

## Request Headers

All API endpoints require the POST verb and set a "Content-Type" header of "application/json".

Requests to services must include the following headers:

- X-insuranceHub-VendorId - this is available in your Account page
- X-insuranceHub-AuthToken - see Authentication section

## API Endpoints

Request Offering - **Sample Request:**

```
{
  "vendorId":"YourVendorId",
  "vendorRequestReference":"YourQuoteReference",
  "products":[
    {
      "categoryCode":"A",
      "languageCode":"eng",
      "currencyCode":"GBP",
      "price":10.99,
      "completionDate":"2013-04-12T22:02:51.3634101+01:00"
    },
    {
      "categoryCode":"B",
      "languageCode":"ita",
      "currencyCode":"EUR",
      "price":15.50,
      "completionDate":"2013-04-12T22:02:51.3634101+01:00"
    }
  ],
  "premiumAsSummary":"true"
}
```

- **VendorId** - Your unique 32 digit identifier – lower case, without hyphens or braces, as displayed in your Account page. For example: `59b9f7da07bde3119956002186eb0899`. These two variables are then concatenated and an HMAC-SHA1 digest of this value is generated using your API Key in the same format as the VendorId above. Finally, this value must be base64 encoded.

- **VendorRequestReference** - A unique reference for the quote. This field is optional.

- **PremiumAsSummary** - When true, we will return a single premium for products with the same CategoryCode, CurrencyCode and LanguageCode.

- **Products**

- **CategoryCode** - The code defined in your matrix for your specified product.

- **LanguageCode** - The language code of the desired result. This field is optional. If it is not supplied then the default defined in your pricing matrix will be used. This is based on the ISO 639-3 specification ([read more](#)).

- **CurrencyCode** - The currency code of the product. This field is optional. If it is not supplied then the default defined in your pricing matrix will be used. This value is based on the ISO 4217 specification ([read more](#)).

- **Price** - The cost of your product.

- **CompletionDate** - The date the insurance expires.

Request Offering - **Sample Response:**

```
{
  "id": "5c3f62ff-6bcd-4173-9e2d-c31ec57f0f85",
  "productOfferings": [
    {
      "id": "1e0bc4b8-6553-447c-8045-84fde90034a6",
      "categoryCode": "A",
      "currencyCode": "GBP",
      "premium": 5,
      "wording": {
        "categoryCode": "A",
        "description": "Ticket Insurance",
        "languageCode": "eng",
        "salesProcessCode": "OI",
        "salesProcessMessage": "Check this box to include protection",
        "salesMessage": "Show this to your customer",
        "advertisement": null,
        "advertisementUrl": "http://www.insurancehub.com/ad1.html",
        "logoUrl": "http://www.insurancehub.com/logo1.jpg",
        "termsAndConditionsUrl": "http://www.insurancehub.com/termsandconditions1"
      }
    },
    {
      "id": "f24f1592-a8a8-419d-8eef-d224d0f40c09",
      "categoryCode": "B",
      "currencyCode": "EUR",
      "premium": 3,
      "wording": {
        "categoryCode": "A",
        "description": "Assicurazione Albergo",
        "languageCode": "ita",
        "salesProcessCode": "OO",
        "salesProcessMessage": "Uncheck this box to remove protection",
        "salesMessage": "Communicare al cliente",
        "advertisement": "un messaggio pubblicitario",
        "advertisementUrl": null,
        "logoUrl": "http://www.insurancehub.com/logo2.jpg",
        "termsAndConditionsUrl": "http://www.insurancehub.com/termsandconditions2"
      }
    }
  ]
  "requestId": "35af9440-2161-4989-98ad-234622044e47"
}
```

- **Id** - A unique identifier for this offering (Offering ID).
  - **RequestId** - A unique identifier for our internal purposes only.
  - **ProductOfferings**
    - **Id** - A unique identifier for each product offering
    - **CategoryCode** - As requested
    - **CurrencyCode** - As requested
    - **Premium** - The amount the customer has to pay to cover the product
    - **Wording**
      - > **CategoryCode** - As requested
      - > **Description** - A short high level product description in the specified language
      - > **LanguageCode** - As requested
      - > **SalesProcessCode** - This code defines how the protection product should be presented to the customer. See Sales Process Code below for further information.
      - > **SalesProcessMessage** - Message to be displayed alongside the check box in the specified language.
      - > **SalesMessage** - The main sales message to be displayed for the protection
      - > **Advertisement** - A message to show in an advertising space. This can be null
      - > **AdvertisementUrl** - A link to an advertisement page. This can be null
      - > **LogoUrl** - A link to a logo to be displayed to the customer and included in any correspondence
      - > **TermsAndConditions** - A link to the full terms and conditions of the protection
-

## Request Offering - **Sample Response**:

```
{
  "vendorId":"YourVendorId",
  "offeringId":"5c3f62ff-6bcd-4173-9e2d-c31ec57f0f85",
  "vendorSaleReference":"final sale reference",
  "customerSurname":"someSurname",
  "customerForename":"someForename",
  "sales":[
    {
      "productOfferingId":"1e0bc4b8-6553-447c-8045-84fde90034a6",
      "Sold":true
    },
    {
      "productOfferingId":"f24f1592-a8a8-419d-8eef-d224d0f40c09",
      "Sold":false
    }
  ]
}
```

- **VendorId** - Your unique identifier with 32 digits - without hyphens or braces, as displayed in your Account page. For example: **59b9f7da07bde3119956002186eb0899**
- **OfferingId** - This is the id of the response received in the previous request.
- **VendorSalesReference** - Your sales reference (usually invoice number).
- **CustomerSurname** - The customer's surname
- **CustomerForename** - The customer's forename
- **Sales**
  - **ProductOfferingId** - The productOfferingId received in the previous request
  - **Sold** - Did the customer choose to protect their purchase

---

### **Final Response**

- The response will be a status code - HTTP Status Code 200 (OK) - unless there was an issue.

## AUTHENTICATION

The authentication token value is made up of the following two components:

1. • **VendorId** - Your unique identifier with 32 digits - without hyphens or braces, as displayed in your Account page. For example: **59b9f7da07bde3119956002186eb0899**.
2. • **Current Date** - This must be UTC date and in the format ddMMyyyy for example the 5th October 2014 would be: **05102014**.

These two variables are then combined and an HMAC-SHA1 digest of this value is generated using your API Key (available from your Account page). Finally, this value must be base64 encoded.

## SALES PROCESS CODE

- **Opt Out - "OO"** - This is a "pre-ticked box" which the customer must de-select if they do not require protection.
- **Opt In - "OI"** - This is an "un-ticked box" which the customer must select if they require protection.
- **Informed Choice - "IC"** - This is two boxes presenting Yes & No and the customer must select either option to determine their protection requirement.

# USING OUR API LIBRARIES

## PHP

Please see this GIT repo for a sample script:

<https://github.com/Insure-Tech/InsuranceHub.Client.Php>

---

## .NET

Install with NuGet

```
NuGet.exe install insuranceHub.Client
```

If you are using NuGet from within Visual Studio, simply run:

```
Install-Package InsuranceHub.Client
```

### To request a price:

```
var requestor = OfferingRequestor.Create();
var vendorId = Guid.Parse("59b9f7da-07bd-e311-9956-002186eb0899");
var products = new List<Product>
{
    new Product
    {
        CategoryCode = "A",
        Price = 10.50,
        CompletionDate = DateTime.UtcNow.AddMonths(12)
    },
    new Product
    {
        CategoryCode = "B",
        Price = 15.50,
        CompletionDate = DateTime.UtcNow.AddMonths(12)
    }
};

var request = new OfferingRequest
{
    VendorId = vendorId,
    VendorRequestReference = "SomeValue",
    PremiumAsSummary = true,
    Products = products.ToArray()
};
var offering = requestor.Request(request);
```

Continued overleaf



## To submit a result

```
var writer = OfferingResultWriter.Create();
var vendorId = Guid.Parse("59b9f7da-07bd-e311-9956-002186eb0899");

var sales = new List<ProductSale>();

foreach (var productOffering in offering.ProductOfferings)
{
    sales.Add(new ProductSale
    {
        ProductOfferingId = productOffering.Id,
        Sold = true
    });
}

var offeringResult = new OfferingResult
{
    VendorId = vendorId,
    OfferingId = offering.Id,
    VendorSaleReference = "InvoiceNumber",
    CustomerForename = "Forename",
    CustomerSurname = "Surname",
    Sales = sales.ToArray()
};

var response = writer.Write(offeringResult);
```

---

The default implementation expects the following app settings in your Web.Config substituted with the values available in your Account page.

```
<appSettings>
<add key="InsuranceHubId" value="59B9F7DA-07BD-E311-9956-002186EB0899"/>
<add key="InsuranceHubSharedSecret" value="EF4AA52D-C295-4330-B45E-33130EF0E109"/>
<add key="InsuranceHubOfferingRequestService" value="http://quote.uat.insure-hub.net/Quote"/>
<add key="InsuranceHubOfferingResultService" value="http://sales.uat.insure-hub.net/Sales"/>
</appSettings>
```



If you have any questions or require any guidance on utilising the API details outlined above, please get in touch on [info@bookingprotect.com](mailto:info@bookingprotect.com)